


Model Name : LOOP POWERED T/C TO CURRENT ISOLATOR
Model No. : LT5-2A3-LA
5000 Series : FIELD DEVICE ISOLATORS



LINPHASE
TECHNOLOGY PVT. LTD



Linphase Product portfolio is mainly divided into **4000,5000,6000** Series. Here we discuss about **5000 series** named as Field Device Isolators, as the name suggest Linphase has taken interest in developing various isolators suitable for different variants of field devices, used widely in Process Automation Industry.

As per application and use our products vary in width of enclosure dimensions mainly **17.7mm,22.5mm,45mm and many more.**

We provide wide range of Voltage Supply to Isolators with **SMPS Auxiliary (17 to 30VDC/ 19 to 27VAC & 90 to 253 VDC/VAC) Power Supply.**

5000 Series with 3 Port Galvanic Transformer Isolation (1.5KVAC @ 50Hz) in between 3 (Input/Power/Output) sections.

5000 Series Isolators designed for wide configuration of I/O ranges from **Tx (RH,Temp,DPT, 2,3 wired Tx etc), Active (0/4-20mA / 0-10VDC)** sources.

These series also have a feature of **Powering the Field Devices** and provide Isolated Output to respective PLC & DCS (as per desired output signal).

5000 Series are Single, Dual, Splitter, Trip Amplifier (Sensor NPN/PNP/NAMUR/Potential Free Contact) Isolators and providing (Relay/Transistor) output as required for the application.

5000 Series include Isolators to convert the signal from **RTD or TC Types** to a analog **4-20mA signal** and provides 3 port galvanic isolation.

5000 Series include **Loop Powered Version** which enables in reducing overall wiring and power consumption with out any alteration in performance.

5000 Series include **HART** compatible isolators dedicated mainly for **2-wire HART programmable devices.**

5000 Series also provide isolators for **Operating Solenoid Valves, Control Valves and also act as Current Divers .**

FEATURES :

- *Single Channel Analogue (TC) Input to **Current** Isolator.
- * Current (**4-20mA**) Output with Loop (20-35VDC) Power Supply.
- * Galvanic Isolation (**2.5KVAC**) between **Input** and **Output** Section.
- * For Analogue Input from **Thermocouple (Type Like . B, E, J, K, L, N, R, S, T, U, W3, W5, LR)** (At Field).
- * **Cold Junction Compensation** is present internal.
- * **Reverse Polarity Protection.**
- * **Zero & Span** Adjustment for the device is available.

FUNCTION :

- ** It is used for Isolating, Converting and Transferring Hazardous Analogue Signal coming from a Thermocouple (Type Like . B, E, J, K, L, N, R, S, T, U, W3, W5, LR) As per customer requirement installed in the Hazardous Area to Safe Area (PLC/DCS).
- * Providing accurate Current Signal (4-20mA) output.
- * It is mainly Din Rail mounted in Control Panel in safe area, Zone 2 .

We reserve the right to make alterations to the technical data, weights, dimensions, designs and products available Dated 10.09.2021 without prior notice. The illustrations cannot be considered binding.

LINPHASE TECHNOLOGY PVT. LTD. A-49, 3rd Floor, Gazipur, Delhi-110096. (INDIA)
CONTACT NO. 9818231711, 9013322706, Email : linphasetechnology@gmail.com

Page 1/4

Date : 10.09.2021

Model Name : LOOP POWERED T/C TO CURRENT ISOLATOR
Model No. : LT5-2A2-LA
5000 Series : FIELD DEVICE ISOLATORS

TECHNICAL & CONNECTION DETAILS :

GENERAL SPECIFICATION

Signal Type : Thermocouple

INPUT SECTION SPECIFICATIONS : Terminals (1+, 2-).

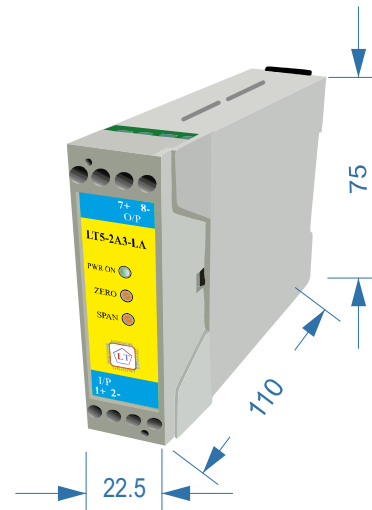
Input : T/C (Like T, J, E, K, N, R, S, B)
Min & Max Temp. Range : -180°C to 1300°C (factory Settable)
RL Max. : $\frac{(V+) - 7.5V}{20mA}$ R Wiring

OUTPUT SECTION SPECIFICATIONS : Terminals (7+, 8-)

Current Range : 4-20mA (with Loop (20-35VDC) Power Supply).
Min & Max Range : 4 & 20 mA.
Response Time : 30 ms
Linearity & Accuracy : $\pm 0.1\%$

MECHANICAL SPECIFICATIONS :

Dimensions (mm) : 109.5 x 22.5 x 75.
Protection Class : IP 40.
Connection : Screw Terminals.
Weight : Approx. 100 gm.
Colour : Grey.
MOC of Housing : ABS.
Mounting : Din Rail 35mm (Vertical / Horizontal).
Ambient Temperature : -20°C to + 60°C .



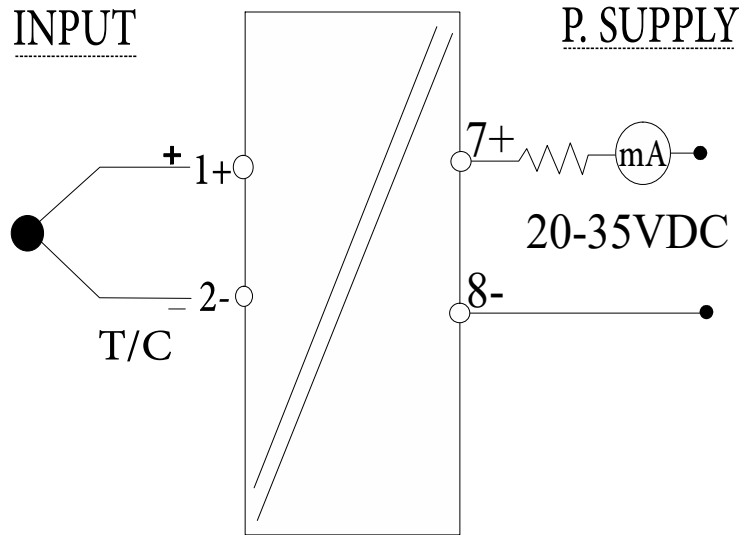
LED INDICATIONS :

Operating Indication : Green.

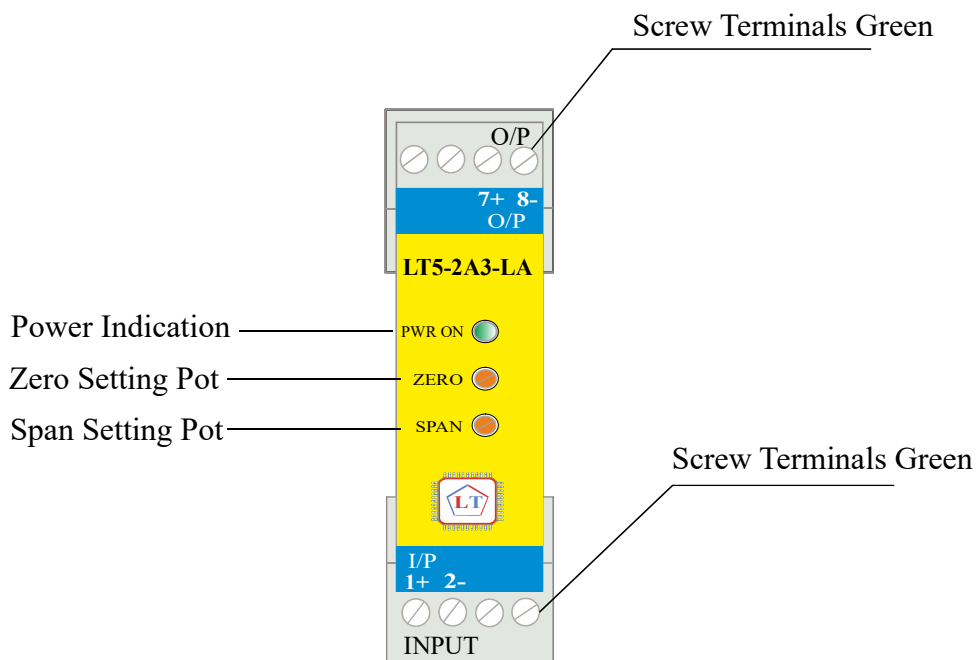
We reserve the right to make alterations to the technical data, weights, dimensions, designs and products available Dated 10.09.2021 without prior notice. The illustrations cannot be considered binding.

CONNECTION & WIRING DIAGRAM

MODEL NO :LT5-2A3-LA



ASSEMBLY



We reserve the right to make alterations to the technical data, weights, dimensions, designs and products available Dated 10.09.2021 without prior notice. The illustrations cannot be considered binding.

Model Name : LOOP POWERED RTD TO CURRENT ISOLATOR

Model No. : LT5-2A3-LA

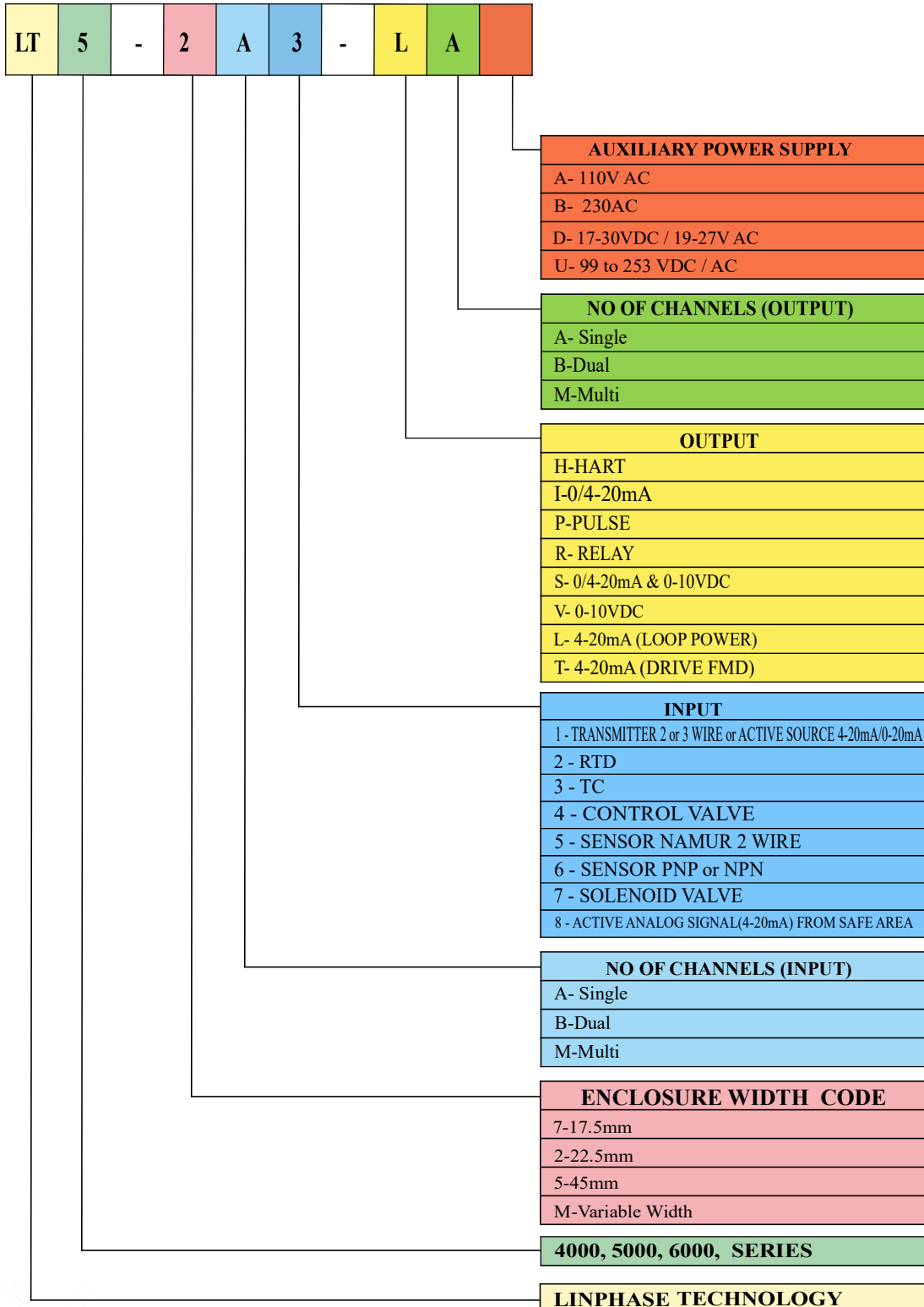
5000 Series : FIELD DEVICE ISOLATORS



LINPHASE
TECHNOLOGY PVT.LTD

ORDERING CHART

5000 Series: Sample Model LT5-2A3-LA



We reserve the right to make alterations to the technical data, weights, dimensions, designs and products available Dated 10.09.2021 without prior notice. The illustrations cannot be considered binding.